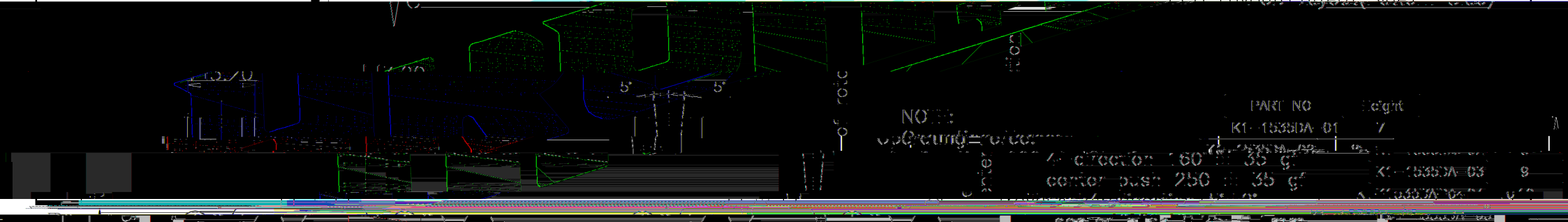



PCB Layout (Pattern Side)



NOTE:
Grounding = 0.00

PART NO	Height
K1-1535DA-01	7
K1-1535DA-03	9
K1-1535DA-02	9



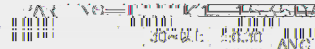


Terminal	QTY	Mat./SUS.	Chap/col.
Terminal	6	Brass(C.33)	Plating silver
Base	1	PA46	Black
Cover	1	PI	White

RE MARK

CHECKED

MULTIFUNCTIONAL SWITCHES



NEW

PLATE

PLATE

PLATE

PLATE