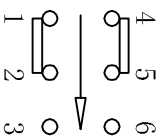
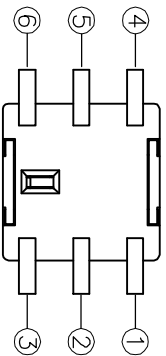

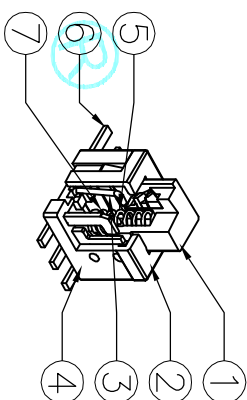
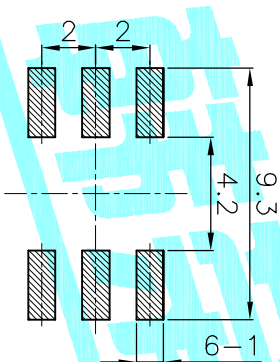
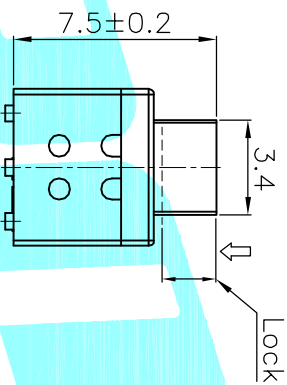
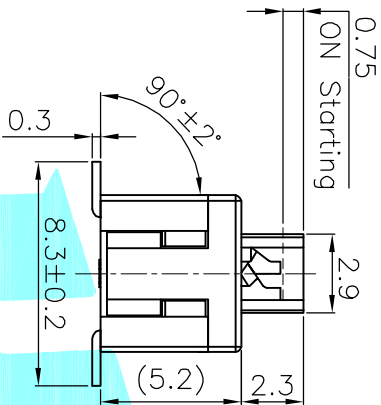


NOTE:
1. Operating Force: 180gf±50gf



Circuit Diagram

PCB Layout(Pattern Side)

| NO. | Operating Type | Part No. |
|-----|-----------------------|-------------|
| 1 | Push To Lock | K8-5852S-L1 |
| 2 | Push No Lock | K8-5852S-N1 |
| 3 | Push No Sound No Lock | K8-5852S-NN |

| ITEM | PART NAME | TER'NO. | QTY. | MATERIAL | FINISHING | REMARK |
|------|----------------|---------|------|-----------------|----------------|--------|
| ⑦ | Contact | — | 2 | Phosphor bronze | Plating silver | — |
| ⑥ | Terminal | — | 6 | Brass strip | Plating silver | — |
| ⑤ | Spring | — | 1 | SUS | Natural | — |
| ④ | Base | — | 1 | Nylon | Gray | — |
| ③ | Crochet Needle | — | 1 | SUS | Natural | — |
| ② | Cover | — | 1 | POM | Black | — |
| ① | KNOB | — | 1 | POM | White | — |

| APPROVALS | | DATE | TITLE: | |
|-----------|-----------|-----------|--------------------|--|
| DRAWN | J.X.Zhang | 2013/12/6 | PUSHBUTTON SWITCHS | |

| APPROVALS | | TITLE: | |
|----------------|--------|--------------------|--------------|
| CHECKED | | PUSHBUTTON SWITCHS | |
| APPROVALS | | PART NO. | |
| TOLERANCES ARE | | SCALE: 1:1 | PROJ. |
| 30~125H | ±0.30 | | |
| 10~30 | ±0.20 | | |
| 5~10 | ±0.15 | | |
| ~5 | ±0.10 | | |
| CHANGE. | CHECK. | DRAWING NO. | SHEET 1 OF 1 |
| ECN NO. | REV. | DESCRIPTION. | |
| | A | NEW | |
| | | | |

HRON
ELECTRONICS CO.,LTD